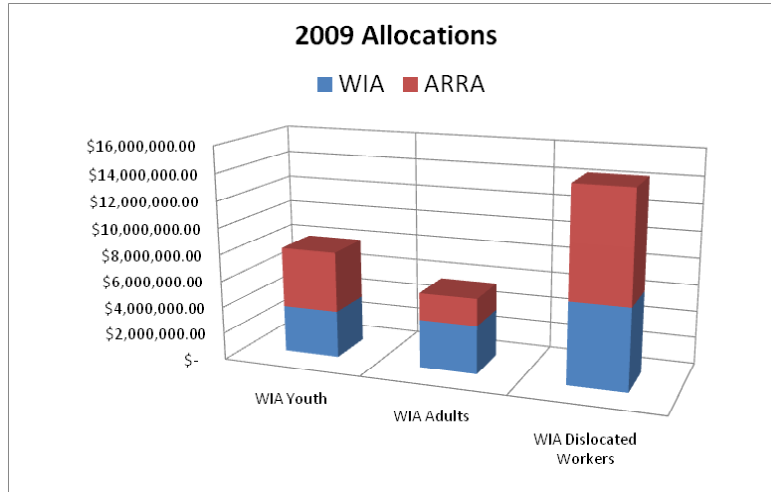


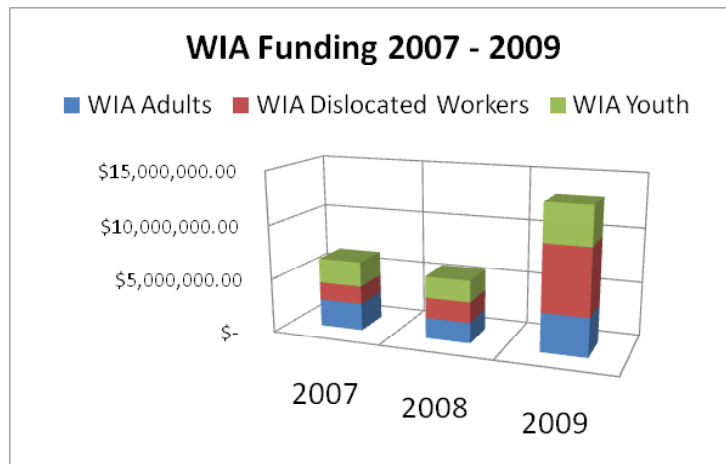
**workforceCONNECTIONS**  
**(Formerly known as the Southern Nevada Workforce Investment Board)**  
**American Recovery and Reinvestment Act (ARRA) Overview**  
**ARRA Legislative Subcommittee**  
**November 10, 2009**

**I. General ARRA Information**

In PY 2009, workforceCONNECTIONS received \$14,812,007.00 in American Recovery and Reinvestment Act (ARRA ) funding to serve Youth, Adults and Dislocated Workers. These monies, when combined with the \$13,219,691.15 Workforce Investment Act (WIA) formula allocation more than doubled the funds available in Southern Nevada.



The award of ARRA funding followed a significant increase in WIA Dislocated Worker formula funds received in PY 2009 due primarily to Nevada’s high unemployment rate. The graphic below illustrates formula funding received in the last 3 years and the increase in Dislocated Worker funds.



## II. Youth Program

When ARRA stimulus money was authorized by the Department of Labor in February 2009, all recipients were urged to expedite programs quickly and inject funding into the economy as soon as possible. *workforce*CONNECTIONS youth staff did a stellar job in meeting these goals. An RFP was issued in March of 2009 and 22 youth contractors were selected to provide employment services to youth. This represents a huge increase from the 3 or 4 agencies *workforce*CONNECTIONS typically contracts with each year. Contractors began recruiting youth in April with the goal of having a full program by the time school let out. In addition to the formula allocations from DOL, *workforce*CONNECTIONS was also asked by the Nevada Department of Employment, Training and Rehabilitation to administer a portion of ARRA youth funding set aside for that purpose in the Governor’s Reserve.

The primary focus of ARRA Youth stimulus funding was to create summer jobs for “at risk” and lower income youth. The purpose was to give these young people valuable work experience and a paycheck. Through an agreement with the Clark County School District, students who were credit deficient were given the opportunity to attend summer school to catch up with their class and get back on the track to graduate. Many were also granted academic credit towards their high school diploma by participating in work experience activities.

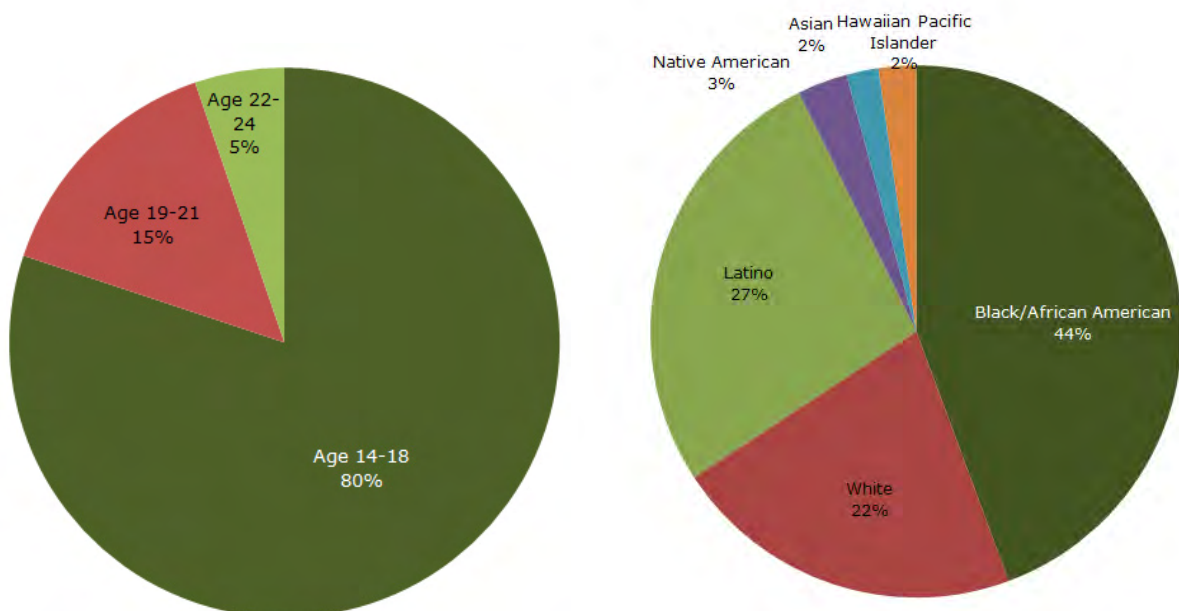
### Youth Activity Summary

The following shows a summary of the youth activities funded through 2009 stimulus:

# of Contractors	# of Youth Participants	# of Jobsites	Total Payroll	Total Academic Credits Earned	Total Work Experience Credits
22	1,563	400	\$1,254,004.80	81	292

### Demographic Information

The following charts show the age and ethnic composition of the PY 2009 summer youth participants. Recruitment was specifically focused on those high schools and geographic areas with the highest concentrations of at risk youth.



## Youth Expenditures

The following charts shows expenditures per service provider as of October 31, 2009:

ARRA Service Provider	Contract Award	Expended to Date
Area Health Education Center of S NV	\$200,000.00	\$178,964.00
Big Brothers Big Sisters of S NV	\$197,922.00	\$197,922.00
Boys & Girls Clubs of Las Vegas	\$300,000.00	\$182,799.00
Boys Town	\$54,846.50	\$17,486.00
Caliente Youth Camp - Manpower	\$90,480.00	\$54,084.00
Clark County School District - Desert Rose	\$453,593.00	\$375,775.00
Clark County School District	\$215,260.00	\$67,853.00
Clark County Summer Business Institute	\$60,104.00	\$57,840.00
Communities in Schools	\$416,331.00	\$173,819.00
College of Southern Nevada	\$110,000.00	\$110,000.00
Expertise, Inc.	\$191,865.00	\$191,865.00
Help of Southern Nevada	\$128,630.00	\$80,950.00
Latin Chamber of Commerce	\$75,000.00	\$75,000.00
Lied Discovery Children's Museum	\$50,000.00	\$50,000.00
Nevada Partners, Inc. for a Skilled Workforce	\$315,200.00	\$241,300.00
Nye Communities Coalition	\$130,209.00	\$113,149.00
Police Athletic League	\$55,574.35	\$55,574.00
Southern Nevada Children First	\$124,449.00	\$124,449.00
Spring Mountain	\$171,157.00	\$129,165.00
St. Judes Ranch for Children	\$29,760.00	\$7,852.00
The Shade Tree Inc.	\$50,000.00	\$28,461.00
Victory Neighborhood Services	\$150,000.00	\$150,000.00
<b>Total</b>	<b>\$3,570,381.00</b>	<b>\$2,664,307.00</b>

ARRA Governor's Reserve Service Providers	Contract Award	Expended to Date
Clark County Summer Business Institute	\$672,922.00	\$580,301.00
Victory Neighborhood Services	\$450,000.00	\$443,331.00
Boulder City	\$147,646.00	\$73,938.00
Project WE	\$150,000.00	\$44,272.00
<b>Total</b>	<b>\$1,420,568.00</b>	<b>\$1,141,842 .00</b>

# Youth Employment Program Pictures

Summer Business Institute at UNLV



Horticulture



Scissor Lift



Electronics



Pahrump



Culinary



Construction



Carpentry



Automotive



Graphic Arts

### III. Adult Program

The official notification of ARRA Adult and Dislocated Worker money was received in February 2009, but there was no pressure to award the funding immediately unlike the youth allocation. On April 17, 2009, *workforce*CONNECTIONS released a Request for Proposals seeking Adult service providers and after a careful review process, 10 service providers were selected. Following contract negotiations, these contractors began providing services on July 1, 2009. The program year will continue until June 30, 2010.

During and since the solicitation process, *workforce*CONNECTIONS placed an emphasis on providing services to Dislocated Workers due to the high unemployment rate. ARRA contractors are required to allocate at least 65% of their total contract amounts to this population.

#### Adult Goals

ARRA Program	# of Enrollments	# of Placements	Total Contracts
<b>Adults</b>	1,224	856	\$3,877,971.40
<b>Dislocated Worker</b>	1,777	1,297	\$5,905,911.55
<b>Total</b>	<b>3,001</b>	<b>2,153</b>	<b>\$9,783,882.95</b>

#### Adult Activity Summary YTD

The following chart shows a summary of the adult enrollments through the first quarter of PY 09:

ARRA Program	# of Enrollments	Percent of Plan
<b>Adults</b>	560	45.8%
<b>Dislocated Workers</b>	392	22.1%
<b>Total</b>	952	31.7%

#### Adult Expenditures

The following chart shows expenditures per service provider as of October 31, 2009:

Provider	Contract Award	Expenditures to 10/31/09	
		Adults	Dislocated Workers
Area Health Education Center of S NV	\$1,154,287	\$37,510	\$312,861
Catholic Charities	\$1,380,304		
Easter Seals	\$401,135		
Expertise, Inc.	\$750,000	\$45,213	\$82,973
Foundation for an Independent Tomorrow	\$550,000		\$2,245
GNJ Family Life Center	\$800,000	\$75,381	\$34,716
Goodwill Industries of So. Nevada	\$1,975,304	\$27,623	\$50,958
Great Basin College	\$500,000		
Housing Authority - City of Las Vegas	\$172,950		
Nevada Partners	\$2,100,000	\$93,375	\$173,411
<b>Total</b>	<b>\$9,783,980</b>	<b>\$279,102</b>	<b>\$657,163</b>

## IV. Other ARRA Grants Received or Requested

### YouthBuild (DOL-ARRA)

*Purpose:* To train 60 to 70 high school dropouts in construction skills as they work on low income housing.

*Objectives:*

- Attainment of Diploma or GED
- Job Placement
- Attainment of Leadership skills
- Continuing Education - college, trade school or military

*Received:* \$1.1 million Project Grant

*Status:* Currently recruiting participants for a January 2010 start date

### Brownfield Job Training Grant (EPA-ARRA)

*Purpose:* To train residents in brownfield mitigation.

*Requested:* \$400,000.00

*Status:* Proposal not funded. New proposal will be submitted in December 2009.

### Green Capacity Building (DOL-ARRA)

*Purpose:* To add green building capacity to existing DOL grant programs (YouthBuild)

*Requested:* \$100,000.00

*Status:* Proposal submitted. Awaiting notification by DOL as to whether it will be funded

### Pathways Out of Poverty (DOL-ARRA)

*Purpose:* To train unemployed, low income Clark County residents in green jobs.

*Requested:* \$2.17 million

*Status:* Proposal submitted. Awaiting notification by DOL as to whether it will be funded

